

Ravenswood City School District

2005-06 ACADEMIC OUTCOMES SUMMARY GRAPHS

Experimental Group Students (ETC Online) - CST Performance Level

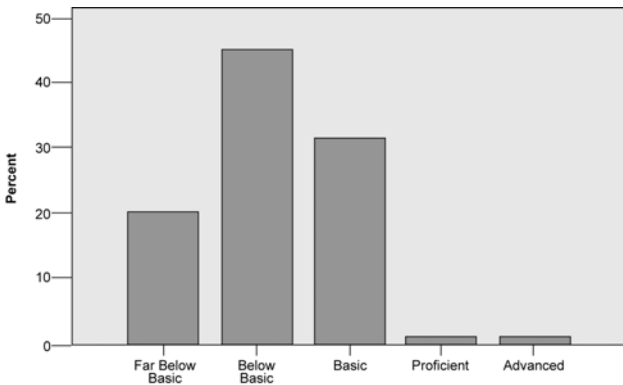
ETC Online Students CST Language Arts Performance Level 2004-05 Frequency Table

	Percent
Far Below Basic	20.0%
Below Basic	45.3%
Basic	32.0%
Proficient	1.3%
Advanced	1.3%

ETC Online Students CST Language Arts Performance Level 2005-06 Frequency Table

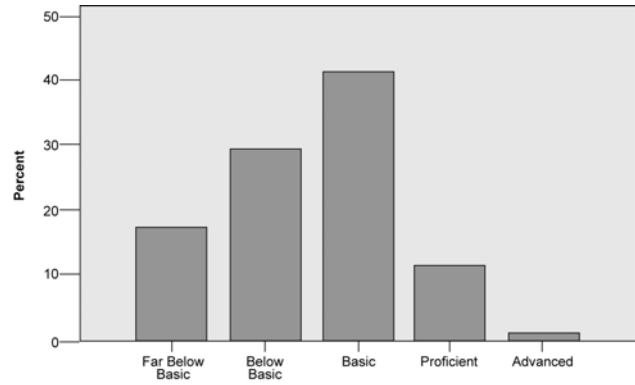
	Percent
Far Below Basic	17.3%
Below Basic	29.3%
Basic	41.3%
Proficient	10.7%
Advanced	1.3%

ETC Online Students CST Language Arts Performance Level 2004-05 Frequency Bar Graph



CST Language 04-05

ETC Online Students CST Language Arts Performance Level 2005-06 Frequency Bar Graph



CST Language 05-06

CST Language Arts Performance Level 2005-06 Expected Frequencies

	Observed N	Expected N	Residual
1	13	15.0	-2.0
2	22	34.0	-12.0
3	31	24.0	7.0
4	8	1.0	7.0
5	1	1.0	.0
Total	75		

Chi-Square Test Statistics

CST Language Arts Performance Level 2005-06	
Chi-square(a)	55.544
df	4
Asymp. Sig.	.000

a 2 cells (40.0%) have expected frequencies less than 5. The minimum expected cell frequency is 1.0.

Ravenswood City School District

2005-06 ACADEMIC OUTCOMES SUMMARY GRAPHS

Control Group Students (Non-ETC Online) - CST Performance Level

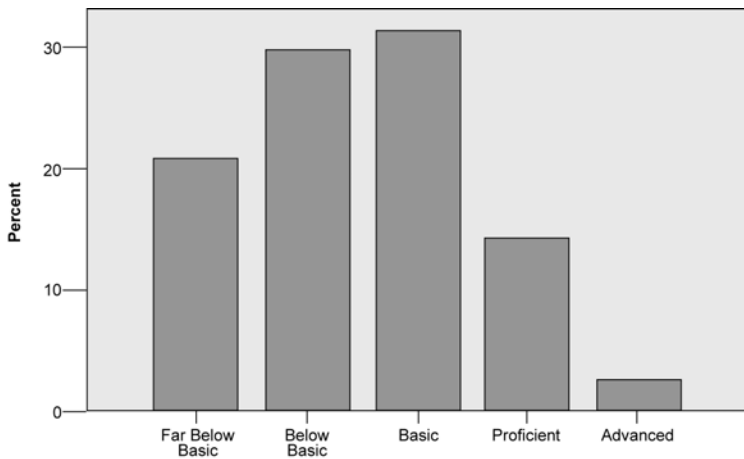
**Non-ETC Online Students CST
Language Arts Performance Level
2004-05 Frequency Table**

	Percent
Far Below Basic	21.0%
Below Basic	29.8%
Basic	31.5%
Proficient	15.5%
Advanced	2.2%

**Non-ETC Online Students CST
Language Arts Performance Level
2005-06 Frequency Table**

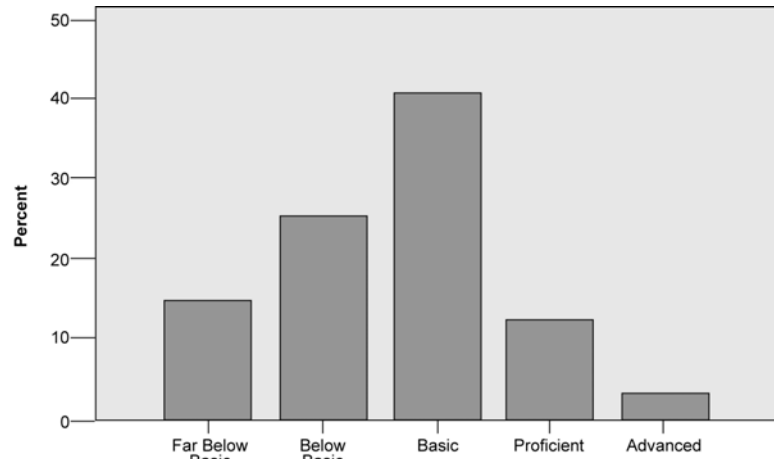
	Percent
Far Below Basic	14.9%
Below Basic	24.9%
Basic	41.4%
Proficient	14.4%
Advanced	4.4%

**Non-ETC Online Students CST Language Arts
Performance Level 2004-05 Frequency Bar Graph**



CST Language 04-05

**Non-ETC Online Students CST Language Arts
Performance Level 2005-06 Frequency Bar Graph**



CST Language 05-06

**CST Language Arts Performance Level 2005-06
Expected Frequencies**

	Observed N	Expected N	Residual
1	27	38.0	-11.0
2	45	54.0	-9.0
3	75	57.0	18.0
4	26	28.0	-2.0
5	8	4.0	4.0
Total	181		

Chi-Square Test Statistics

	CST Language Arts Performance Level 2005-06
Chi-square(a)	14.511
df	4
Asymp. Sig.	.006